






DAF Trucks Polska Sp. z o.o.



2025-03-14 | D0774002

**XF 450 FA 4X2 Podwozie pod zabudowę, Low Deck PMC25 XF 450 FA
LD GT KURTYNA_13**

XF 450 FA 4X2 Podwozie pod zabudowę, Low Deck PMC25 XF 450 FA LD GT KURTYNA_13





Specific CO2 Emission / Vecto Value* 81.87 g/tkm

Vehicle Summary XF 450 FA 4X2 Podwozie pod zabudowę, Low Deck PMC25 XF 450 FA LD GT KURTYNA_13

Market packages	No market package
Application packages 1	No application option
Cab version	Sleeper High Cab
Cab colour	E1980WHTe
Connected Services	PACCAR Connect with navigation
Audio and infotainment	DAF Infotainment Luxury Plus with Luxury speakers
Front axle	Front: 8.00 t, air suspension, 161N
Rear axle group	Rear: air suspension, SR1344
Supplier tyres	Michelin
Tyres fr1 or fr axles	F1,315/60R22.5MI XLEZ3 154/148 L Steering ACA 3P
Tyres driven rear axle(s)	R1,295/60R22.5MI XLED3 150/147 K Traction ACA 3P
Spare tyre	SP, not applicable
Engine	Engine MX-11, 330 kW/449 hp. Cab Badge: 450
Exhaust emission	Exhaust emission Euro 6
Gearbox execution	Automated gearbox, TraXon, 12 speeds
Rear axle ratio	Rear axle ratio 2.05
Retarder system	MX Engine Brake
Wheelbase / rear overhang	Wheelbase 5.70 m / rear overhang 2.85 m
Chassis component layout	Standard component location
Exhaust discharge position	Exhaust pipe horizontal, low
Fuel tank(s)	1200 l alu fuel tanks: 600LH+600RH, height 505 mm
Type plate related drawbar or solo application	Type plate related drawbar appl. up to max GCM
Body type	No ex works body type
Chassis weight related gross vehicle mass GVM	Chassis weight related technical GVM max 19500 kg
Drawbar/coupling related max GCM	Drawbar/coupling related max GCM 57000 kg
Vehicle warranty	Standard Warranty - 1Y Full - 2nd year DL - 1Y BD

*Calculations are made via the EU-Vecto calculation tool. All values shown are indications, no rights whatsoever can be derived upon these values. Values may differ over time due to changes in EU-legislation. The actual CO2 score value will not be available before the ready production date and can be found on the COC document.

Detailed Specification XF 450 FA 4X2 Podwozie pod zabudowę, Low Deck PMC25 XF 450 FA LD GT KURTYNA_13

CAB EXTERIOR

- **Luxurious Sleeper High Cab with raised cab roof and unrivalled aerodynamics for fuel efficient driving and low CO2 emissions. The huge and deep frontscreen, curved at the sides combined with large side windows offer an unsurpassed direct view for the driver, to enhance road safety. The cab interior is extremely comfortable for driving, living and sleeping with unprecedented spaciousness and practical layout. Cab length: 2360 mm; cab width: 2500 mm. Number of cab entrance steps: 3.**
- To guide the air flow under the vehicle, a bottom plate is fitted, improving the vehicle's fuel efficiency. This bottom plate also takes into account any ground clearance required.
- **Cab suspension air with integrated shock absorbers.**
- Rigid first cab entrance step with anti-slip tread.
- **LED head and bumper mounted fog lights.**
- **LED headlights with impact-resistant Lexan lens, including levelling device.**
- Head light beam for right-hand traffic.
- LED day time running lights are integrated in the head light units. They are ON when the engine is running.
- **LED Skylights: two stylish light units, each with a large lens, that are fully flush in the front part of the cab roof. Each unit contains a spot light and a top marker light. The LED top marker lights are ON when the engine is running.**
- Black door handle and door handle surround. The sleek cab side wall is executed in cab colour.
- **Front windscreen of a laminated, double layer safety glass with solar control foil. A transparent foil is applied between the layers to help keeping radiation and resulting heat of the sun outside the cab, thus providing more comfort for the driver.**
- **Double layer safety glass. A transparent solar control foil is applied between the layers to help keeping radiation and resulting heat of the sun outside the cab, thus providing more comfort to the driver.**
- DAF Digital Vision System is a camera system replacing the main and wide-angle mirror. The system consists of a foldable camera above each cab door and two displays, mounted on the A-pillar inside the cab, one at each side. The camera covers a wider field of view and improves the vehicle's aerodynamics.
- **DAF Corner View is a camera system replacing the front view and kerb view mirror. The system consists of a thin corner-view camera, positioned just below the front screen at the co-driver side, and a display, mounted on the A-pillar inside the cab. The camera offers a wider field of view and improved vehicle aerodynamics.**
- Camera at the rear of the vehicle for rear view. Camera images will be shown on the additional display in the dashboard wing belonging to the DAF Infotainment System: Luxury, Luxury Plus or Exclusive.
- Central door lock system with exterior light check function. Includes 2 remote control units with integrated snake blade key with flip mechanism.

AERODYNAMICS

- **Adjustable roof air deflector over the full cab roof of the Sleeper High Cab, for optimum aerodynamic streamline between cab and superstructure or semi-trailer. Roof air deflector height measured from underside chassis frame member to highest point roof air deflector: between 3.29 and 3.46 meters. The adjustment range may be less to remain below a total vehicle height of 4 m.**

COLOURS

- Cab colour: E1980WHTe
- **Colour of lower cab step: Crystal White.**
- Colour roof air deflector: Crystal white.
- Chassis colour grey.
- Colour of housing camera monitoring system: Crystal White.
- Colour of head lamp panel: Crystal White.
- Colour of bumper: Crystal White.

CAB INTERIOR

- Left-hand drive.
- **Steering wheel with leather finish.**
- Cab interior trim colour: Luxury consists of a light interior trim colour on roof and roof console. Door panels and the part below the dashboard are grey.
- Dashboard finish: Vision - The dashboard descends towards the front screen to create more direct view on the road. The centre part has a plane finish, which can be used for various purposes.
- Cab interior decoration: Hexagon. Accents will be in facet black.
- **Soft woven, fabric door covering.**
- Cab wallcovering textile with sound absorbing inner lining.
- **Air suspended driver seat - Luxury Air. High backed with adjustable shoulder support. Two-step seat heating. Upholstery Habsburg for the seat facing, Cornivus for the borders and Habsburg Uni for the edges.**
- **Adjustable arm rests at both sides of the driver seat.**
- The driver seat is fixed to the cab floor.
- **Air suspended co-driver seat Comfort air. High backed seat. Upholstery Habsburg for the seat facing, Corvinus for the borders and Habsburg Uni for the edges.**
- **Adjustable arm rest at both sides of the co-driver seat.**
- The co-driver seat is fixed to the cab floor.
- Seat belts black.
- Extractable dashboard table at the top of the centre console.
- Open storage compartment in the centre console.
- **Refrigerator and drawer underneath the lower bunk.**
- **'Xtra Comfort' pocket sprung mattress, thickness 150 mm, for the lower bunk.**

- **Sleeping compartment with upper bunk, with step.**
- **Protection net on the upper bunk or luggage carrier.**
- **Curtains along the windscreen and the side windows. An additional curtain between the driving area and the sleeping area.**
- LED cab interior lighting, comprising a.o. two large LED light units in the cab ceiling with dimmable flood light to light the whole cab, dimmable red night driving light and a separate spot light for driver as well as co-driver.
- **Cab climate control automatically controls cab temperature, blower, air distribution and air conditioning**
- **Park air conditioning integrated in the cab climate control unit.**
- Water-to-air 3.8 kW auxiliary cab heater with residual heat pump. Control panel with 7-day timer.
- Pollen filter with activated carbon to eliminate traffic and engine blow-by gasses and odours. Effectiveness 85% for particles up to 0.5 micron and 98% for particles up to 10 micron.
- Roller blind at the driver side to protect against sunlight.
- **Roller blind at the co-driver side to protect against sunlight.**
- Electric window openers.
- **Accessory power supply on the dashboard: 2x 12V/5A and three USB-A connections and additionally 2x 24V/40A (application connector A144) to the roof console.**
- ECAS remote control with illuminated buttons for various functions including four memory buttons for pre-set chassis heights.

COMMUNICATION AND DRIVING MANAGEMENT

- Wiring and connectors near the Fuse and Relay Board, for easy installing of a universal FMS (Fleet Management System) system, to read information as defined in the truck manufacturers' FMS standard.
- **10 year subscription for PACCAR Connect. PACCAR Connect with navigation, including 5 year subscription for map updates and live traffic information. PACCAR Connect is an online fleet management system giving insight in relevant truck, driver and location information.**
- **Preparation for satellite communication equipment for the German Maut tax system, consisting of wiring to the installation positions of the on-board unit (OBU) and the digital short-range communication unit (DSRC).**
- **Digital (smart) tachograph VDO DTCO with Global Navigation Satellite System (GNSS) receiver and Dedicated short-range communications (DSRC) unit, compliant to EU Mobility package 1 as described in the EU tachograph regulations.**
- Speed limiter setting for cruise control 85 km/h. Accelerator pedal 90 km/h.
- **DAF Infotainment System: Luxury Plus includes an additional 10.1 inch touch display and control buttons in the dashboard wing. FM/DAB/DAB+ radio is integrated in the system as well as streaming functionalities via USB and Bluetooth including phone capabilities. Additionally offers DAF Truck Navigation capabilities through WebLink app and USB connection. Supports Apple CarPlay / Android Auto projection on secondary display via USB connection. Note that only one USB application can be displayed.**
The Luxury speaker system consists of five speakers: two bass speakers in the door panels (one in each door), two tweeters on the A-pillar and a full-range frequency speaker at the centre of the dashboard.
- **Standard antennas: FM/DAB/DAB+ radio frequencies, 2x cellular for use by mobile phones, GNSS for location purposes. Extra: CB antenna.**

- ACC (Adaptive Cruise Control) with FCW (Forward Collision Warning) and AEBS-3 (AEBS: Advanced Emergency Braking System). With ACC a set distance to the traffic ahead can be maintained; safety systems FCW and AEBS assist in avoiding or mitigating the impact of an impending collision with various moving or stationary objects in front of the vehicle, like other road users or crossing pedestrians, by alerting the driver and activating the brakes if necessary.
- Based on GPS technology Predictive Cruise Control anticipates on approaching changes in the gradient. Predictive Cruise Control may overrule the set cruise control speed, change the shift strategy of the automated gearbox or induce EcoRoll actions, in order to save fuel.
- Driver Performance Assistant (DPA). Interactive programme to support the driver in achieving the most cost effective driving style. The DPA information is shown on the 5 inch full colour TFT display in the instrument panel.

SAFETY AND SECURITY

- Speed limit recognition informs the driver of the maximum permitted speed, using map-based information and traffic sign recognition via a camera at the front of the vehicle.
- DAF drowsiness detection assesses the driver's alertness through vehicle systems analysis and warns the driver, when deemed necessary.
- Lane Departure Warning System to prevent inadvertent lane changes due to driver's fatigue or distraction and to form an effective driving aid in low visibility conditions.
- Electronic Vehicle Stability Control system (VSC) to enhance the active driving safety. Improved directional stability (understeer, oversteer jack-knifing) and additional roll-over safety.
- **Acoustic reverse warning with override switch.**
- Basic engine immobiliser.
- **Main switch on the chassis.**
- Drive-off Assist informs the driver of vulnerable road users in the front bumper area and, if applicable, warns the driver to prevent collision.
- Safety system that detects and informs the driver of a moving object near the co-driver's side of the vehicle. The system also supports the driver to prevent collisions with other road users when changing lane.
- Preparation for an alcohol interlock system, consisting of a standardised interface (connector) for breathalysers in vehicles.
- The vehicle supplied by DAF is compliant with UN Regulation R155 concerning cyber security management systems as well as UN Regulation R156 concerning software update management systems.

SUSPENSION AND AXLES

- Front: 8.00 t, air suspension, 161N.
- Single reduction driven rear axle type SR1344 with adjustable electronically controlled 4-bellow air suspension, including shock absorbers and stabiliser.
- **Axle load monitoring: calculation and display of the axle loads of the rigid and trailer (if the trailer is equipped with EBS and axle load sensing). The axle load of a leaf suspended front axle of the rigid will not be displayed.**
- Single chassis driving height position, standard height.
- Front air suspension for Low Deck models.

WHEELS AND TYRES

- **Front axle(s): tyre size 315/60R22.5, wheel size 22.5 x 9.00.**
- Driven rear axle(s): tyre size 295/60R22.5, wheel size 22.5 x 9.00.
- **Supplier Michelin.**
- Tyre pressure monitoring.
- Steel disc wheels, silvergrey.
- Wheel protection rings with open centre section, colour silver-grey (RAL 9006).
- **Front axle: tyre size 315/60R22.5, Michelin type XLEZ3, load index 154/148, speed index L, application Steering - Long distance. Tyre label: rolling resistance A - wet grip C - noise 70dB(A), Category A - 3PMSF - M+S - RFID.**
- **Driven rear axle: tyre size 295/60R22.5, Michelin type XLED3, load index 150/147, speed index K, application Traction - Long distance. Tyre label: rolling resistance A - wet grip C - noise 73dB(A), Category A - 3PMSF - M+S - RFID.**
- Spare wheel tyre not applicable.

DRIVELINE

- **Engine MX-11, multi torque 6 cylinder diesel engine, 10.8 litres. Output 330 kW (449 hp) at 1600 rpm. Maximum torque 2350 Nm at 900-1125 rpm.**
- Exhaust emission Euro 6.
- Eco fuel: the shift strategy settings of a vehicle with Eco fuel focus on best fuel consumption. The most fuel efficient setting, which is automatically selected, can temporarily be switched off by pushing the Eco off button to increase the performance of the vehicle whilst still taking fuel efficiency into account.
- Engine idle shutdown, after idling 5 minutes.
- Automated gearbox, TraXon, 12 speeds.
- **Automated direct drive gearbox TraXon 12TX2210, ratio 16.69-1.00, 12 speeds.**
- Manoeuvring mode for maximum control: if selected, the driveline is gradually engaged, proportionally to the operation of the accelerator pedal.
- Automated gearbox software optimised for standard transport applications. Gearbox control version: Full.
- Rear axle ratio 2.05.
- **Driven rear axle with a mechanical differential lock.**
- The ASR (anti-slip regulation) system prevents the driven wheels from slipping when accelerating at driving off and helps the vehicle to remain stable on critical road surfaces.

BRAKE SYSTEM

- **MX Engine Brake. Hydraulically operated compression brake assembly integrated in the valve rocker group. The MX Engine Brake works simultaneously with the exhaust brake, resulting in a high combined braking power available at low engine rpm.**
- **Electro-pneumatic controlled park brake with Auto Apply functionality when the driver's door is opened or at ignition OFF. Auto Apply is a safety feature that prevents the vehicle from starting to free roll (runaway) if the driver leaves it without safely parking it.**

- Fuel efficient, twin cylinder air compressor with clutch, to eliminate energy loss when air supply is not required.
- Ventilated disc brakes front and rear. Dual circuit air system with electronic control (EBS). Engine driven, water cooled air compressor with automatic air heated dryer.

CHASSIS

- **Wheelbase 5.70 m / rear overhang 2.85 m.**
- **Side member height 260 mm, thickness 7.0 mm. Full length inner reinforcement.**
- Standard location of chassis components.
- Horizontal exhaust discharge at the side of the DPF/SCR unit via a low exhaust diffuser.
- Exhaust discharge to the right-hand side.
- **EAS unit for Low Deck models at the right-hand side of the chassis; vertical battery box and 130 litres tank for AdBlue® at the left-hand side.**
- Air tanks steel.
- **In total 1200 litres aluminium fuel tanks: 600 litres at the left-hand side + 600 litres at the right-hand side, height 505 mm.**
- **Fuel tanks at both sides of the chassis.**
- Front underrun protection (FUP), according to EU directive 2000/40/EEC.
- Spray suppression in the mudguards, according to directive 91/226/EEC.
- Temporary rear light brackets.
- **Rear light unit with LEDs.**

DRAWBAR AND TRAILER EQUIPMENT

- Type plate related drawbar application, up to the maximum allowable GCM.
- Drawbar cross member D-value 137 kN, Dc-value 92 kN, V-value 40 kN.
- Pneumatic trailer connection with palm type couplings.
- **Electric trailer connection 24V with 15-pin socket. An additional 7-pin socket is mounted to connect the EBS system of the (semi-)trailer.**

BODIES AND PREPARATIONS FOR BODYING

- Application connector chassis (A218). Spare wiring to the dashboard and roof console.
- Additional light connector in the chassis.
- **Loose supply of a wiring loom with LED-type side marker lights.**
- Chassis frame prepared for standard applications.
- Standard body attachment hole pattern.

24V POWER SUPPLY

- **Alternator 130 A, batteries 2x 210 Ah AGM.**

- **The Battery Energy Monitoring system measures voltages, current and temperature and provides an indication of the state of charge. When battery power is critical a warning will be shown to prevent road side breakdown.**

GVM AND GCM

- Chassis weight related technical GVM max. 19500 kg.
- Drawbar/coupling related max GCM 57.000 kg.
- Driveline related max GCM 50000 kg class 3.

APPLICATION CONDITIONS

- Application class 0 comprises Western-Europe excluding United Kingdom and Ireland.
- Standard noise level.
- **Cab insulation suited for more extreme climate conditions (weather patterns with more extreme limits). Compared to the regular cab insulation, the cab back and side walls as well as the cab roof are extra insulated.**
- Maximum ambient temperature 38 degrees.
- Integrated heated fuel filter on engine.
- Air intake front, below the cab.

SERVICE AND MAINTENANCE

- **Standard Warranty takes care of 1 year complete vehicle as supplied by the OEM (excl. real wear parts), 2nd year driveline and 1st year breakdown.**
- ITS service.
- Service interval standard.
- A number of parts used to manufacture a vehicle contain SVHCs (Substances of Very High Concern) as defined in the REACH legislation.

VEHICLE DELIVERY

- Whole Vehicle Type Approval (WVTA) for European Union.
- Type plate standard.
- CoC document printed in Polish (PL) language.
- **Lifting jack.**
- **Standard toolkit consisting of a 750 mm control lever, a 30/32 mm wheel nut wrench, a 30 mm box wrench, an approximately 800 mm long torque pipe, a 24/27 mm open end spanner, a T20 and T30/T45 torx screw wrench and a towing coupling with pintle pin.**
- CO2 calculation is possible in TOPEC RTS.

OPTION PACKAGES

- **Climate Pack. Contains the options: Park air conditioning, integrated (01967), Laminated glass with solar control foil (01886) and Front windscreen with solar control foil (03232).**

CUSTOMER NEEDS

DAF THIRD PARTY WORK

- **GT TRAILERS BODY + TRAILER VOLUME SET ZP29 BASIC**

VOLUME SET ZP29 BASIC



Dear Customers,

Our primary motivation behind the vehicles we have been manufacturing for the last 35 years is our customers' satisfaction with the reliable transport technology we supply. We do this by adapting the vehicles specifications to your needs as much as possible and by using tried and tested, and at the same time, innovative and environmentally-friendly solutions in our work. From the very outset, we have believed that the direction we are taking allows us to generate considerable savings in everyday use of our vehicles but also to contribute to the protection of environment by using robust and durable materials of the highest quality.

Quotation prepared by:

Ewelina Dąbrowska

GT Trailers

kom.: **+48 538 975 200**

e-mail: ewelina.dabrowska@gt-trailers.com

Quotation prepared for:

Artur Sosnowski

DAF TRUCKS POLSKA

kom.: **+48 664 482 649**

e-mail: artur.sosnowski@daftrucks.com

WHY GT Trailers?

RELIABLE SERVICE NETWORK



- On-site and mobile service
- Constantly growing network of authorised service points in Poland and abroad
- Wide selection and fast delivery of spare parts
- Rapid delivery of cost estimates and post-accident repairs

PROFESSIONAL ADVICE



- Technical consultation at every stage of implementation
- Tailor-made solutions with attention to safety and aesthetics
- High-quality in-house technical know-how aimed at designing solutions facilitating the driver's daily work
- R&D department involved in innovative and specialised solutions and special projects
- Wide range of certificates and approvals

BROAD PRODUCT PORTFOLIO



- Two product lines - BASIC and PRESTIGE with a wide range of additional options
- Lightweight designs to reduce fuel consumption and CO₂ emissions
- BDF systems, high-volume combinations, van bodies, refrigerated bodies, semi-trailers
- Patented System 2504 - increased loading width to improve and optimise logistics processes

USE OF HIGH-QUALITY ALUMINIUM



- The PRESTIGE line uses high-quality aluminium alloys in the full GVW range of high-volume combinations
- Largest payload available on the market thanks to the use of aluminium frames and floors (up to 25 tonnes payload on the ZP40!)
- Reduced fuel consumption and CO₂ emissions - every 1 tonne less empty weight of the combination translates on average into 1 litre per 100 km less of fuel consumption and what follows lower emission of CO₂ - 2.68 kg per 100 km less
- Care for the environment - aluminium is one of the few materials that can be recycled continuously without any loss of quality or performance. Due to its recyclability, aluminium is one of the most sustainable materials. The continuous practice of aluminium recycling contributes to energy savings of up to 95% compared to greenfield production, thereby reducing greenhouse gas emissions, reducing raw material consumption and protecting the environment.

HIGH RESIDUAL VALUE OF GT PRODUCTS AFTER THE FIRST PERIOD OF USE



- Thanks to the use of top-quality technology, materials and components, the vehicles prepared by GT Trailers are reliable throughout their life cycle and maintain a high resale value on the resale market
- Unique solutions ensure high versatility of our products, which has bearing on a high residual value and rapid resale of the fleet.

Truck body on chassis 4x2 – curtainsider
Type Z-180 Basic

2 pcs.

Requirements for the chassis:

Car make:	DAF XD FA 450 4x2
Wheelbase:	5700 mm
Rear overhang from tag axle:	2850 mm
Tires front:	315/60 R22,5
Tires rear:	295/60 R22,5
Tires rear , tag axle:	

Weight and dimensions:

	External:	Internal:	
Length:	7 820 mm	7 740 mm	
Width:	2 550 mm	2 480 mm	
Height:	4 000 mm*	2 950 mm	I level
		3 000 mm	II level
Amount of europallet:	19 pcs.		

Intermediate frame:

Steel frame, hot dip galvanized
The SAFETY LOCK multi-point load system according to EN 12640
Handles for fixing the load in the edge 9 pcs per side and 2 pcs in the front and 2 pcs at the rear of the body
STOP PALLET bumper 20 mm
The floor is made of waterproof plywood with a thickness of 27 mm, permissible pressure on the axis of the forklift 5500 kg

Front wall:

Aluminium anodized front wall , 400mm sheet metal on the inside; reinforced from outside
Aluminium anodised corner posts

Middle posts:

Hestal middle posts, 2 pcs per side

Rear wall:

4 – wings doors , internal lock per wing
Aluminium anodised corner posts

Roof:

Sliding roof VERSUS
Lifting on both sides for loading, HERCULES system
Roof cover in white colour

Tarpaulin:

Tarpaulin curtain 900 g / m2
OVECENTER buckles
RAL.....
Customs securing rope
Graphics for valuation

Racking boards:

5 rows of wooden slats H=100 mm
1 row aluminium anodised baseboard H=150 mm

Bottom coupling:

Coupling Rockinger 50 mm with release mechanism
Cable routing to the right side , DUOMATIC

Rear beam:

Rear underrun towing bar, hot-dip galvanized, (version 003)

Basic equipment:

Entrance ladder under frame
Customs link holder on the front wall 2 pcs
Doors holders
Sliding roof rod mounted on the rear door 1 pc
Fenders with mudguards according to ECE
Side bar protections according to ECE
Distinctive plates according to ECE
Bias belts 2 pcs
Screw steel bumpers
Water tank with soap dispenser – 1 pcs

Additional equipment:

None

Certification / Approval:

XL Certificate
EU approval – to be confirmed

Painting:

Marking contour on the back: red ; on side: white

Comments:

None

Tandem trailer – curtainsider P1 Basic
Type G4080

2 pcs

Weight and dimensions:

	External	Internal	
Length:	7 820 mm	7 680 mm	
Width:	2 550 mm	2 480 mm	
Height:	4 000 mm*	3 000 mm	
Amount of europalette:	19 pcs		* + / - 20 mm
Total weight:	11 000 kg		
Trailer weight:	3 800 kg		
Drawbar length:	2200 mm		
Coupling height:	400 mm		

Intermediate frame:

Steel frame, hot dip galvanized
The SAFETY LOCK multi-point load system according to EN 12640
Handles for fixing the load in the edge 9 pcs per side and 2 pcs in the front and 2 pcs at the rear of the body
STOP PALLET bumper 20 mm
The floor is made of waterproof plywood with a thickness of 27 mm, permissible pressure on the axis of the forklift 5500 kg

Axles:

SAF axle 11.000 kg
Disc brakes

Tires:

Twin tires 265/70 R19,5" 4 pcs (PREMIUM brand according to the manufacturer's choice)
Spare wheel - 265/70 R19,5"

Drawbar:

Steel drawbar, hot dip galvanized, screw
Drawbar ear 50 mm , screw

Braking system:

Dual-circuit pneumatic braking system according to EEC Directive to R13
TPMS system along with wheel sensors
Conventional air suspension
EBS 2S / 2M with RSP and connecting cable for central-axle trailer
Platform lifting and lowering valve
Cables on the right side of the drawbar

Electrical system:

Lighting installation 24V compatible with ECE
Rear combined FULL LED lamps
Outline LED light
Electrical connector: 1 x 15 pin

Rear bumper:

Steel rear bumper compatible with ECE (version 03)

Parking supports:

Galvanized telescopic front support 1 pcs
Galvanized telescopic rear support 2 pcs

Front wall :

4 - wings doors , internal lock per wing
Behind the doors, a certified platform with a capacity of 5500 kg, assisted by a spring incorporated into the hinge profile
Aluminium anodised corner posts

Middle posts:

Hestal middle posts, 2 pcs per side

Rear wall:

2 – wings doors , two internal locks per wing
Aluminium anodised corner posts

Roof:

Sliding roof VERSUS
Lifting on both sides for loading, HERCULES system
Roof cover in white colour

Tarpaulin:

Tarpaulin curtain 900 g / m2
OVECENTER buckles
RAL ...
Customs securing rope
Graphics for valuation

Racking boards:

5 rows of wooden slats H=100 mm
1 row aluminium anodised baseboard H=150 mm

Basic equipment:

Wheel winch 1 pcs.
Entrance ladder under frame
Customs link holder 2 pcs
Doors holders
Sliding roof rod mounted on the rear door 1 pc
Fenders with mudguards according to ECE
Side bar protections according to ECE
Distinctive plates according to ECE
Wheel chocks - 2 pcs
Bias belts 4 pcs
Screw steel bumpers
Toolbox 600 mm - 2 pcs
LED working halogen – 2 pcs. in the rear bumper on trailer – connection to reverse gear

Additional equipment:

None

Certification / Approval:

XL Certificate
EU approval

Painting:

Frame: hot dip galvanized
Corner posts: ANODISED
Front wall: ANODISED
Rear door: ANODISED
Marking contour on the back: red ; on side: white

Comments:

None

Commercial terms and conditions:

- All prices are net: EXW Malnia / Kurznie Production Plant
- Payment: Before pick-up
- Truck delivery: Malnia / Kurznie Production Plant
- Completion date: To be agreed
- Warranty: 24 months (pursuant to the General Terms of Guarantee)
- Prepayment: To be agreed

Possible additional equipment options not included in the price:

5 rows of aluminium side rails H=100 mm	600,00	EUR
Tarpaulin reinforcement up to 1500 mm (vehicle + trailer)	500,00	EUR
Additional toolbox 600 mm	80,00	EUR
Toolbox 1000 mm	120,00	EUR
Regulatable front support	350,00	EUR
Graphics according to individual quotation		

In case of payment in PLN, the above prices will be converted at the ING Bank selling rate on the day the invoice is issued.

WHAT DISTINGUISHES GT Trailers PRODUCTS?



ANTI ROLLOVER SYSTEM

It effectively increases the safety of driving a single-axle combinations and, according to user data, prevents the combination from tipping over in strong gusts of wind by approximately 90%.



ATTACHABLE DRAWBAR

If a drawbar is damaged, its replacement is much quicker and cheaper than in the case of a welded construction. Moreover, the repair makes it possible to restore the anti-corrosion coating in 100%, thereby restoring the original value of the trailer.



ADJUSTABLE PALLET BUMPER SAFETY LOCK

Safety and convenience in one. Thanks to the height adjustment range of +/- 20 mm, it is possible to apply the Daimler 9.5 certificate whenever needed or to set it at "0" level for more convenient side loading.



CERTIFIED GO-THROUGH PLATFORM

We were the first in Poland to introduce spring-assisted go-through platform to make it easier for the diver to lift and lower the platform. The go-through platform is built with the use of GT aluminium profiles so the certified load capacity is up to 5.5 tonnes!



ACTUATOR-ASSISTED CHASSIS TILT BEAM

GT rear impact guard (ICC bar) has been designed to make the driver's job as easy as possible. The result is a solution that meets all current standards provided for by Amendment 03 and, thanks to the actuator used, it is easy and convenient to operate.



BDE EXTENSION SYSTEM

For goods that require the loading opening to be widened at the rear, we offer a convenient rear BDE system. This solution is often used in transportation of domestic appliances.



ROOF LIFTING WITHOUT OPENING THE BACK DOORS

An option chosen in particular when external docking stations are used, as it allows the side tarpaulins to be opened and the roof to be raised without having to unhook the forklift from the docking station.



HIGH-SPEED SIDE CURTAIN SYSTEM

When time of preparation of the combination for loading or unloading matters most, the quick curtain system, which can be used on both sides or on one side only, is a perfect solution (see the photo). This system eliminates all the work involved with the handling of frame slats and side posts.



DEMOUNTABLE DOCKING STATION FOR THE FORKLIFT TRUCK

By bolting the FLT docking station on at the production stage instead of welding it the construction, it is possible to reuse it when there is a need to replace the fleet, which is a major cost-saving and environmentally friendly solution. Furthermore, it is possible to repair the station quickly in case it is damaged.

